



SIMMERRING BA.../SL



Simmerring BA ...



Simmerring BA ...SL

PRODUCT DESCRIPTION

Standard types according to DIN 3760, with outer elastomer sleeve, with and without additional dust lip (SL) to protect against light to medium levels of exterior soiling. Available in various designs and materials.

PRODUCT ADVANTAGES

- Broad range of applications in every sector of industry
- Reliable sealing of the housing bore, even with increased roughness of the bore, thermal expansion and split housings, thus a sealing of low viscosity and gaseous media also possible
- Additional dust lip as additional seal against moderate and medium dust and dirt ingress from outside (BA...SL).
(Note: can lead to temperature increase from frictional heat)

PRODUCT PROPERTIES

- Outer casing: elastomer (smooth or grooved = X7)
- Spring-loaded sealing lip
- Additional dust lip (BA...SL)
- Sealing lip profile, sealing lip machined on the front face
- Sealing lip profile, finished sealing lip

APPLICATION

- Axles (when subject to moderate dirt)
- Power tools
- Industrial gearboxes

MATERIAL

Material	Acrylonitrile-butadiene rubber
Code	72 NBR 902
Colour	Blue
Hardness	72 Shore A

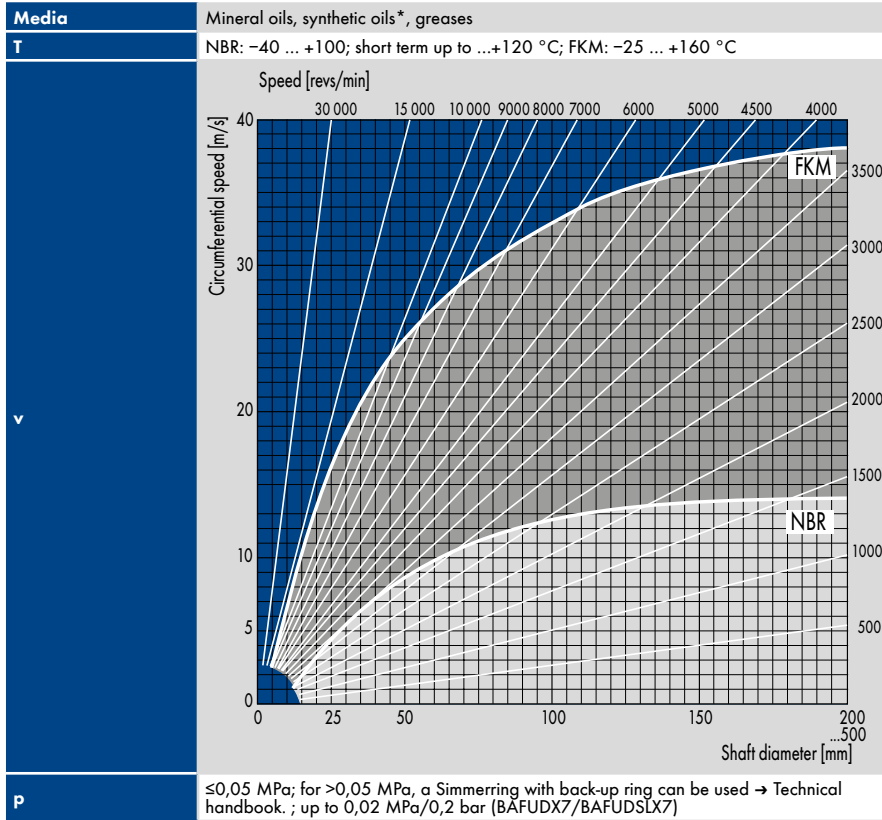
Material	Fluoro rubber
Code	75 FKM 585
Colour	Brown
Hardness	75 Shore A

Material	Fluoro rubber
Code	75 FKM 260466
Colour	Ruby red
Hardness	75 Shore A

Components

Metal insert	Unalloyed steel DIN 1624
Spring	Spring steel DIN 17223

OPERATING CONDITIONS



Permissible circumferential speed for Simmerrings made from the materials NBR (72 NBR 902) and FKM (75 FKM 585) for the sealing of motor oil SAE 20. Use Simmerring® with SL (dust lip): v = max. 8 m/s.

* With synthetic oils (polyalkylene glycols/polyalphaolefins, → Technical Manual synthetic lubricants) it is to be noted that the maximum operating temperature for NBR materials must not exceeded 80 °C.

Max. permissible values depend on the other operating conditions.

FITTING & INSTALLATION

Careful fitting according to DIN 3760 is a prerequisite for the correct function of the seal → Technical Manual.

Shaft

Tolerance	ISO h 11
Runout	IT 8
Roughness	$R_a = 0,2 \dots 0,8 \mu m$
	$R_z = 1,0 \dots 5,0 \mu m$
	$R_{max} \leq 6,3 \mu m$
Hardness	45 ... 60 HRC
Finish	No lead; preferably plunge ground

Housing bore

Tolerance	ISO H8
Roughness metal outer surface OD	$R_z = 10 \dots 25 \mu m$